

EU Settlement Scheme



Student Immigration Team
2nd June 2021

Jo Aldhouse and Nahid Tonge
student.immigration@admin.ox.ac.uk



Today we will cover...

- What is the EU Settlement Scheme?
- How and where to apply
- Family members
- Questions

- Rights of EU nationals who were already living in the UK by 31 December 2020 will be protected
- You will have same rights as currently to live, work and study
- You can continue to prove your rights to live in the UK using your passport or ID card until 30 June 2021

However

If you are not granted residency under the EU Settlement Scheme you will need to apply for a Student visa if you want to stay beyond June

What is the EU Settlement scheme

- A free application process to confirm your rights
- You will be granted either '*pre-settled status*' or '*settled status*', meaning you can continue living in the UK long-term
- You have until **30 June 2021** to apply, however you need to be able to prove you had residence in the UK before 11pm 31 December 2020
- Some absences are allowed without breaking your 'continuous qualifying period'

Who should apply?

- All EEA and Swiss nationals who wish to remain in the UK after June 2021
- Irish nationals do not need to apply, but can if they wish
- Those holding Indefinite Leave to Remain* do not need to apply
- Permanent residence** card holders must apply but can access a streamlined service

* Immigration permission without conditions or end date

** applied for under pre-Brexit rules after 5 years' residence

Where can I apply from?

- If you are already in the UK you can apply from here
- If you are outside of the UK then you can apply from outside of the UK as long as:
 - You can prove your residence was before 31 December 2020
 - You were away from the UK for not more than 6 months
 - You can be away for up to a year for an 'important reason' Covid is included in this if studying remotely.

What do I need to apply?

- You will need the following to apply:
 - A valid passport or national ID card with a chip (gold logo)
 - Android phone/device with Near Field Communication (NFC) or iPhone 7 or above, or *Oxfordshire County library
 - Digital photo of your face (you can take this on your phone whilst in the application)
 - Proof of UK residence
- No paper forms; don't need NI (national insurance) number
- Application designed to be streamlined and user-friendly – however terminology can be confusing!

What you may get: *Pre-settled status*

- If you have been living in the UK for less than 5 continuous years
- Pre-settled status granted for 5 years
- After 5 years continuous residence, you can apply for settled status
- Confirms all your rights in UK- study, work, NHS, public funds
- Can spend 2 years outside UK and not lose pre-settled status but note that long absences could affect later eligibility for settled status

What you may get: *Settled Status*

- Called '*indefinite leave to remain*' on your decision letter
- If you have been continuously resident in the UK for at least 5 years – including in the past in some circumstances
- Continuous residence means:
no more than 6 months absence from the UK in any 12 month period during the 5 years, except for:
 - Single period of absence which did not exceed 12 months and was for an important reason such as pregnancy, childbirth, serious illness or study. Covid is included in this if you have been studying remotely, or prevented from return by illness or travel bans
- Confirms all your rights in UK- study, work, NHS, public funds
- Can stay 5 years outside UK without losing status (4 years if Swiss)

Starting the online application

<https://apply-to-visit-or-stay-in-the-uk.homeoffice.gov.uk/>

Split into two parts:
Application form
Prove your identity



Proving your identity: 3 ways to prove your identity.

1. Use the app '*EU Exit: ID Document check*'. – most convenient
If you can't do this on your own phone/device:

- *Go to a Home Office approved centre to have your ID scanned.
 - Oxfordshire County Library in Westgate Centre
 - Oxford Register Office (near Nuffield) 9am-11am Mon-Friday

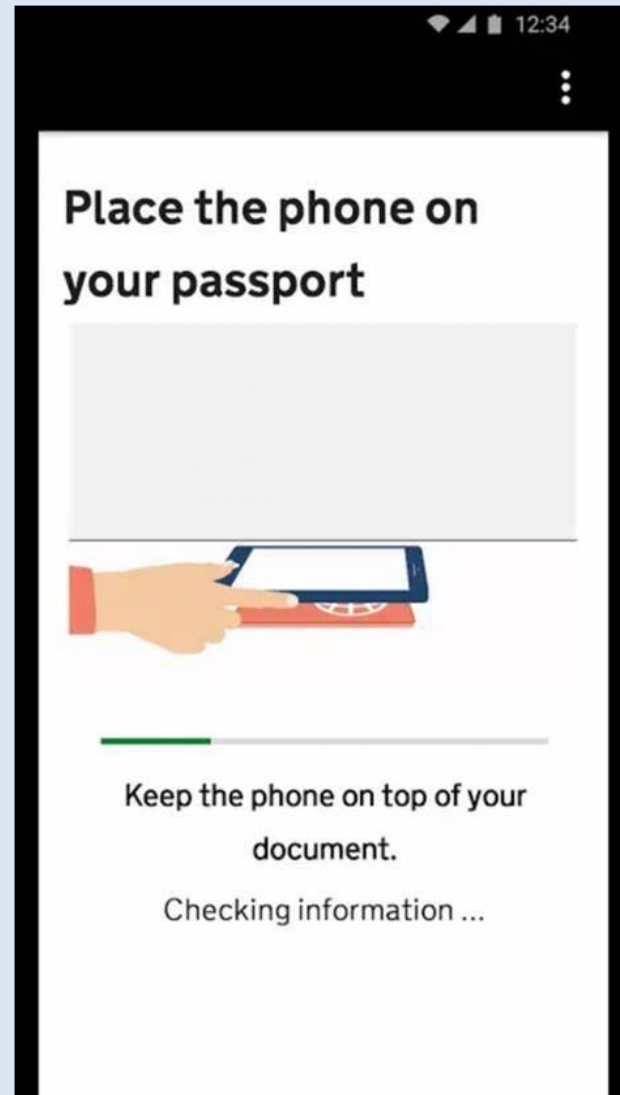
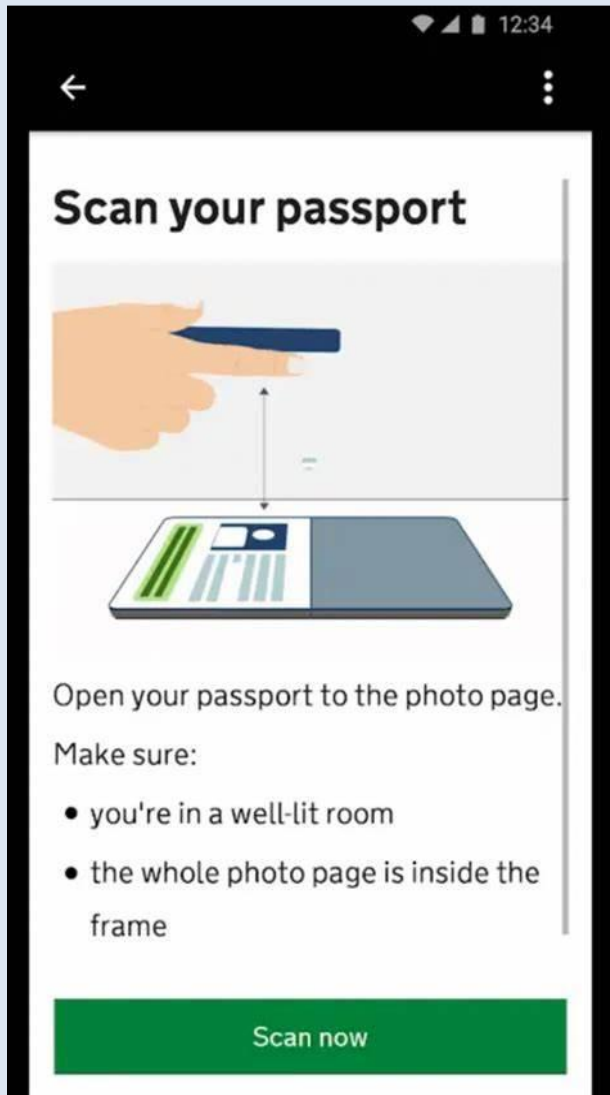
Post your documents to the Home Office

Using the EU-exit app

- Download the app on your android device:
‘EU Exit-ID document check’
- Scans your passport or national ID card and adds it to your application
- Scans your face to check match with passport/ID
- Takes a photo
- After you have finished using the app, you will be sent an email to direct you back to complete the online application
- The app sends information securely. No information is stored on the device or in the app

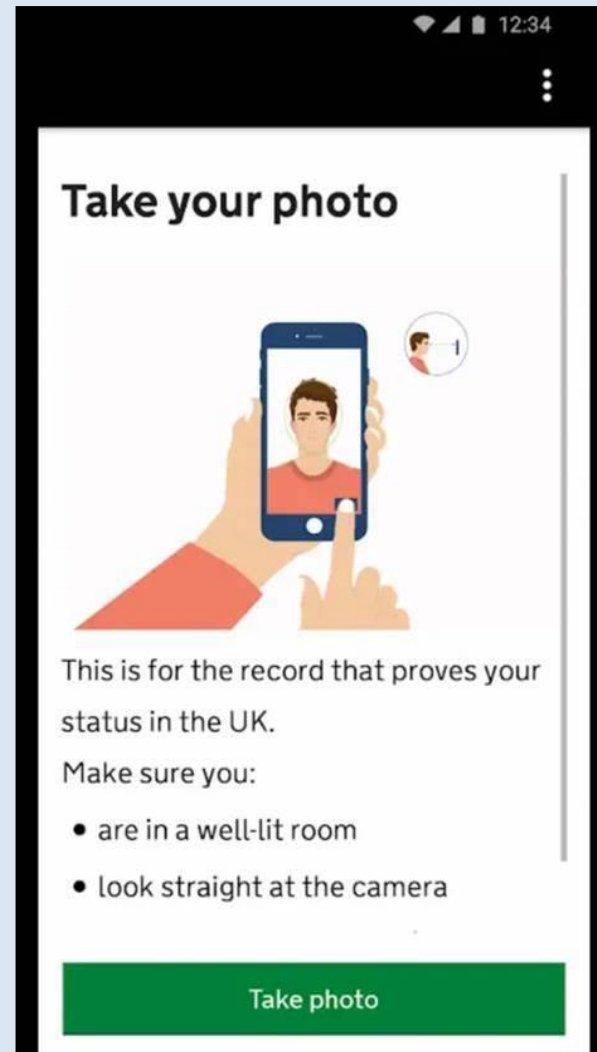
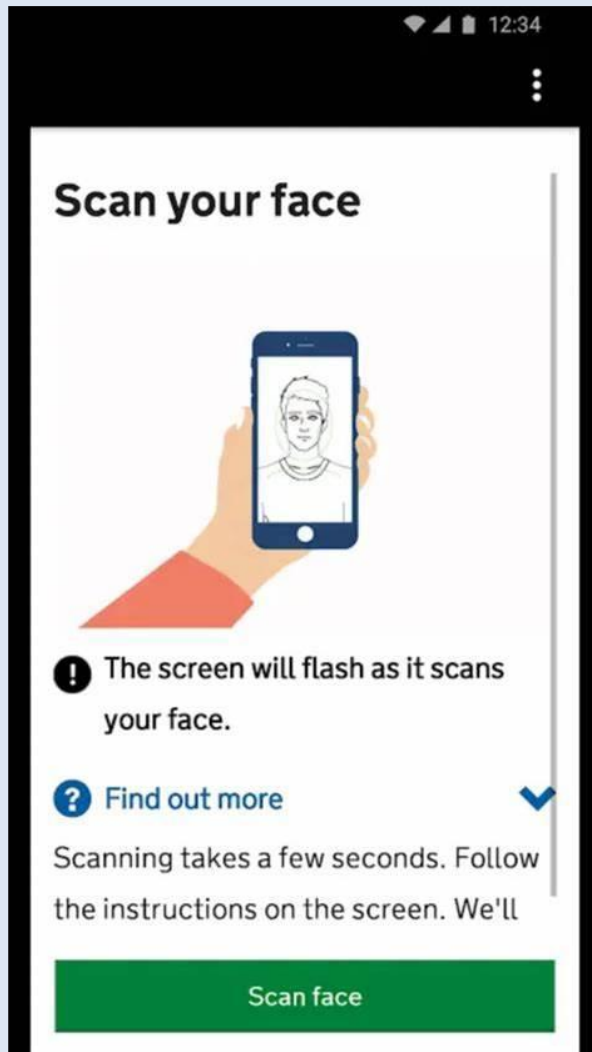


Using the EU-exit app



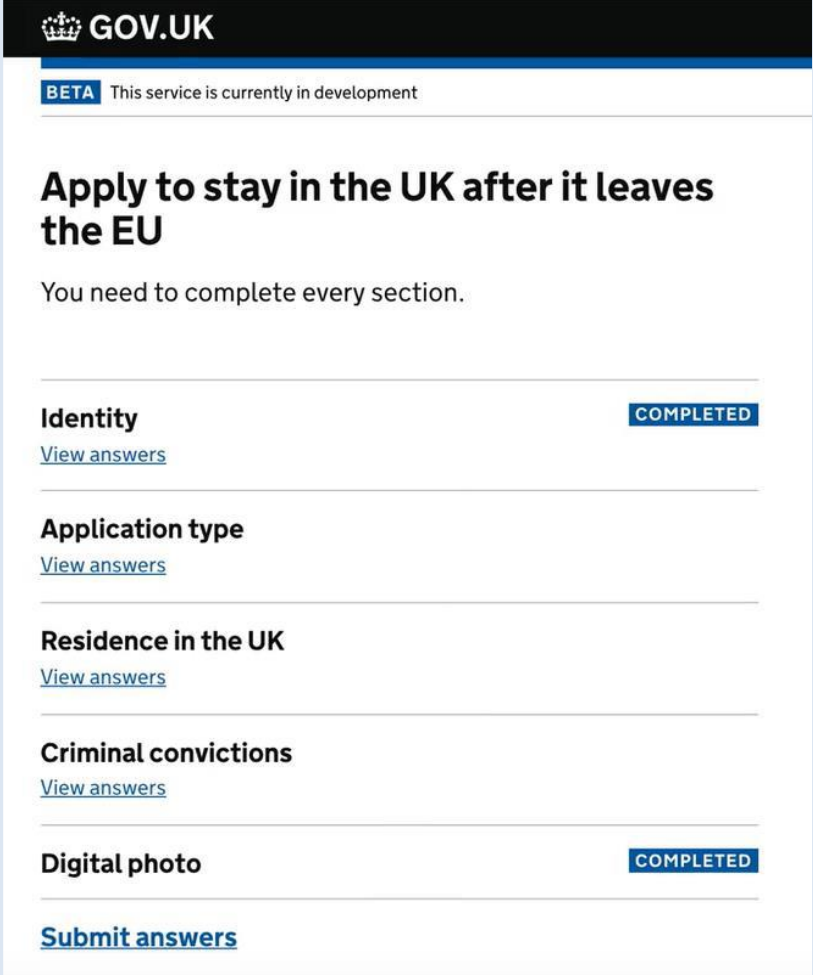
Useful tip:
Move the phone if necessary as it may depend where your NFC chip is located

Using the EU-exit app



Online application form

- If using the app, the '*Identity*' and '*Digital photo*' sections shown opposite will be marked as completed
- Questions within each section



GOV.UK

BETA This service is currently in development

Apply to stay in the UK after it leaves the EU

You need to complete every section.

Identity **COMPLETED**
[View answers](#)

Application type
[View answers](#)

Residence in the UK
[View answers](#)

Criminal convictions
[View answers](#)

Digital photo **COMPLETED**

[Submit answers](#)



BETA This service is currently in development

[◀ Back](#)

Check your application type answers

Dual nationality	No	Change
Previous nationality	No	Change
Permanent residence card	No	Change
Indefinite Leave to Remain	No	Change

[Continue](#)

[Save and return later](#)

Residence in the UK

BETA This service is currently in development

[◀ Back](#)

Check your answers

Address	2 MARSHAM STREET LONDON SW1P 4DF	Change
---------	---	------------------------

Have you ever been known by any other names?	No	Change
--	----	------------------------

National Insurance number	Yes	Change
---------------------------	-----	------------------------

Your National Insurance number	JJ123456C	Change
--------------------------------	-----------	------------------------

[Continue](#)

[Save and return later](#)



No is not essential,
if you have not been working



BETA This service is currently in development

[← Back](#)

Check your answers

Criminal activity	No	Change
-------------------	----	------------------------

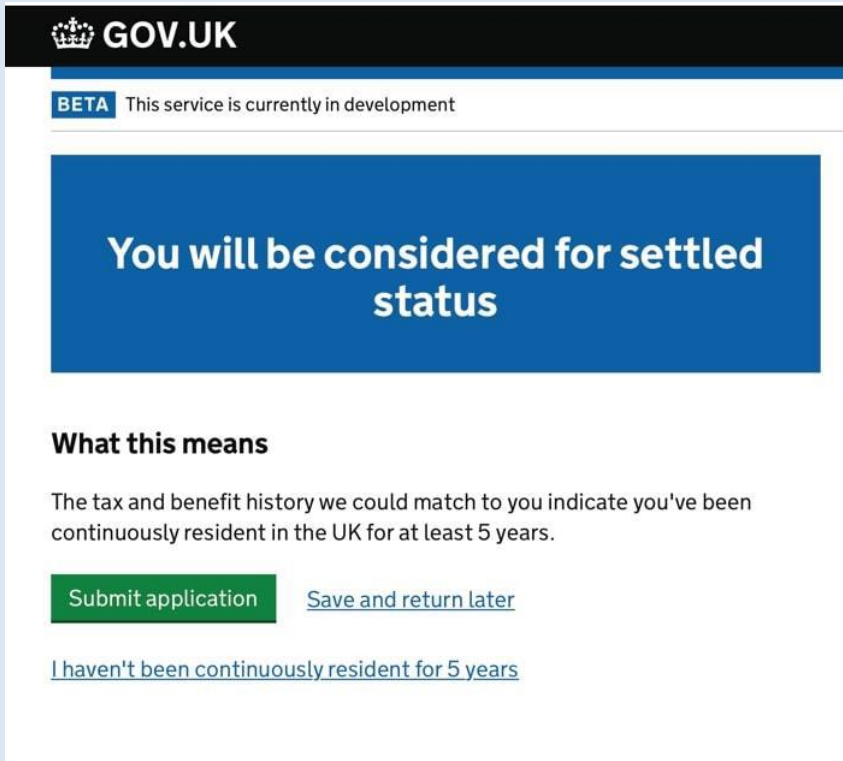
Extremist activity	No	Change
--------------------	----	------------------------

[Continue](#)

[Save and return later](#)

Automated outcome: tax record

- Automated check from your National Insurance number, if applicable, based on tax and benefits records.



GOV.UK

BETA This service is currently in development

You will be considered for settled status

What this means

The tax and benefit history we could match to you indicate you've been continuously resident in the UK for at least 5 years.

[Submit application](#) [Save and return later](#)

[I haven't been continuously resident for 5 years](#)

You'll be considered for **pre-settled** status

Based on your answers, you've been resident in the UK less than 5 years.

This means we'll consider you for pre-settled status.

You can submit your application now, or provide evidence if you want to be considered for settled status.

What do you want to do?

- ☐ Submit application for pre-settled status
- ☒ Show I'm eligible for settled status

You'll need to show you've been resident for 5 years in a row, or that you qualify for settled status on other grounds.

You only need evidence for the periods where we couldn't confirm your residence.



You can challenge, if you think you should have settled status


Proof of residence documents

- You can use the Oxford '*student enrolment certificate*' as evidence of current UK residency
- If you are applying for settled status and need to provide evidence of a longer residency period, other acceptable documents include:

- a letter confirming attendance for previous studies
- annual bank statement
- letter from employer, P60, P45
- council tax bill, utility bills etc

- See further examples at:

<https://www.gov.uk/guidance/eu-settlement-scheme-evidence-of-uk-residence>



ACADEMIC RECORDS OFFICE, STUDENT ADMINISTRATION,
UNIVERSITY OF OXFORD

Examination Schools, High Street, Oxford, OX1 4BG
aro@admin.ox.ac.uk

To whom it may concern

CONFIRMATION OF REGISTRATION AND STUDENT STATUS

This document certifies the following information about the student's current status at the University of Oxford, as of **[insert date]**:

The student below is registered for the academic year 2019/20

Student details

Student Number
Title
Surname
First name(s)
Date of Birth

Address details

Term-time address Home address

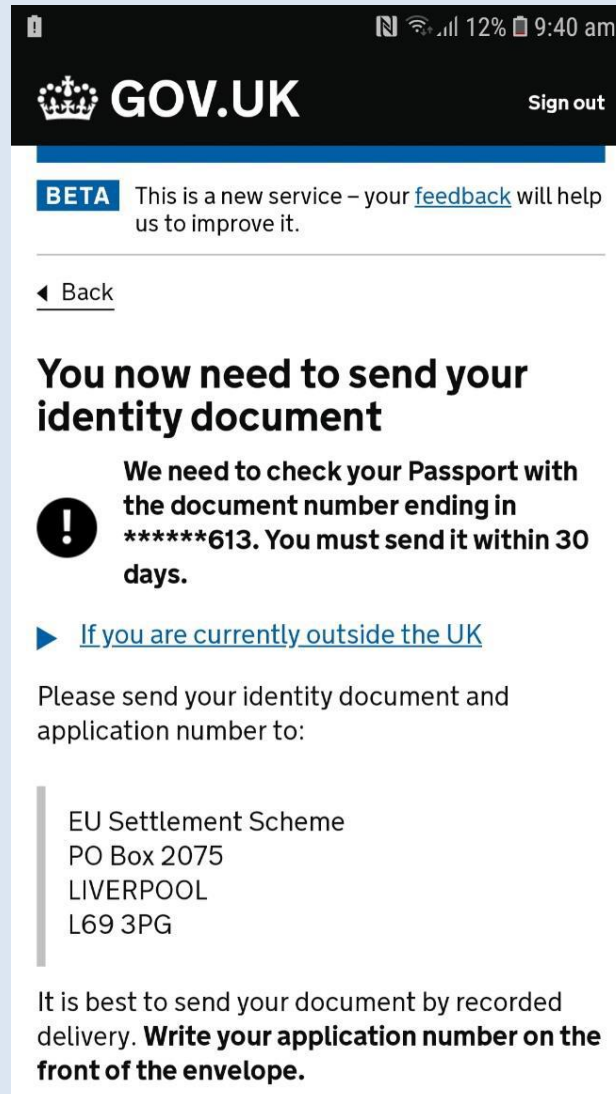
Include full student address and postcode (bank must have postcode on this certificate)

Programme of study details

Programme title e.g. Bachelor of Arts in Economics and Management
Programme type e.g. Undergraduate
Type of attendance Full time or part time
Date of first registration on course Date xx
Expected date of completion of course Date xx


This certificate is provided as evidence that the above student is registered at the University of Oxford for the period shown. For full-time students this provides evidence for Council tax exemption. For international students who must register with the police, this provides evidence of enrolment. Students registered on a full-time mode of attendance are expected to spend at least 40 hours per week studying. Any address details quoted within this statement have been supplied by the student and have not been checked by the University. If further proof of address is required this should be obtained directly from the student.

If you need to post your ID document



The screenshot shows the GOV.UK mobile app interface. At the top, there's a status bar with signal, Wi-Fi, and battery icons, and the time 9:40 am. Below that is the GOV.UK logo and a 'Sign out' link. A blue banner indicates it's a BETA service. The main heading is 'You now need to send your identity document'. A warning icon and text state: 'We need to check your Passport with the document number ending in *****613. You must send it within 30 days.' A link for those outside the UK is provided. The address for the EU Settlement Scheme is listed. A final note advises using recorded delivery and writing the application number on the front of the envelope.


12% 9:40 am

 **GOV.UK** [Sign out](#)

BETA This is a new service – your [feedback](#) will help us to improve it.

[◀ Back](#)

You now need to send your identity document

 We need to check your Passport with the document number ending in *****613. You must send it within 30 days.

▶ [If you are currently outside the UK](#)

Please send your identity document and application number to:

EU Settlement Scheme
PO Box 2075
LIVERPOOL
L69 3PG

It is best to send your document by recorded delivery. **Write your application number on the front of the envelope.**

Use recorded delivery at Post Office for security and keep tracking number

- Home Office do not want to refuse applications, they will email you for more information if they need it
- You will not receive a physical document
- You will be emailed a link to an online service that you can use to view and prove your status e.g. to an employer, landlord in the future. Home Office have confirmed employers or landlords should not be demanding proof before June 2021
- Your non-EU/EEA/Swiss family members who apply will get a BRP – they will need to make an appointment and give biometrics for this
- If you get a new passport or national ID, update your status profile online as your status is linked to this document

Getting your decision: example



Tel 03001237379
Web <http://www.gov.uk/ukvi>
Our Ref
Date 27 November 2018

YOUR NAME

Dear

I am pleased to inform you that your application under the EU Settlement Scheme has been successful and that you have been granted **Indefinite Leave to Remain (ILR) in the United Kingdom**, under Appendix EU to the Immigration Rules. This is also referred to as **settled status**. Your status takes effect from the date of this letter, which can be found above.

Your settled status in the UK can be confirmed online through the Home Office online checking service: 'View and Prove your Rights in the UK': [view-and-prove-your-rights.homeoffice.gov.uk](https://www.gov.uk/view-and-prove-your-rights). You may use the online service to show your settled status in the UK. This letter is not proof of your status.



<https://www.gov.uk/view-your-settled-status>

View and prove your settled or pre-settled status

Use this service to:


- view your settled or pre-settled status
- get a share code to prove your status to others, for example employers
- update your personal details, for example your passport number or email address
- check what rights you have in the UK, for example the right to work or to access public funds

Having access to public funds means you can apply for benefits and use services like the NHS.

Related content

[Apply to the EU Settlement Scheme \(settled and pre-settled status\)](#)
[Prove your right to work to an employer](#)
[Private renting](#)


Getting your decision: example

 **GOV.UK**

View and prove your immigration status

BETA This is a new service - your [feedback](#) will help us to improve it.

Status



**YOUR
PHOTO
HERE**

Rotate ↺

YOUR NAME

you have settled status

Granted under the EU Settlement Scheme.

Details

You can live, work and study in the UK, and access public funds and services. There is no limit on how long you can stay in the UK.

Read about [your rights with settled or pre-settled status](#).

If your name is spelt wrong or your photo is not correct, contact the [EU Settlement Resolution Centre](#).

Keeping your details up to date

You need to keep your contact details and identity document up to date to access your online status.

Proving your status

If you want to prove your status online you can below. This includes proving your right to work to an employer.

Find out more

Read more about [settled status](#) under the EU Settlement Scheme.

Can I lose the status once granted?

- You can spend up to two years in a row outside the UK without losing pre-settled status.
- **But** absences over 6 months could break your continuous residence and prevent you applying for settled status. (A single 12 month absence can be disregarded for 'important reasons')
- You can spend up to five years in a row outside the UK without losing settled status (4 years for Swiss citizens)

Family members (EEA and non-EEA)

- Must be in a relationship with an EEA citizen as spouse, civil partner or unmarried partner in 'durable' relationship. Relationship needs to predate 31 December 2020 (except children)
- Non-EEA nationals need a residence card or family permit to prove your relationship if unmarried.
- Spouse/partner will only be granted settled status if they have been continuously resident in the UK for at least 5 years. Otherwise, granted pre-settled status.

Family members: Children (under 21)

- Any children born in the UK to an EU/EEA/Swiss national who holds settled status will automatically be British at birth
- Any children born in the UK after you've got pre-settled status will be automatically eligible for pre-settled status
- Children can apply for settled status even if not lived in UK 5 years, if parent applies for/holds settled status

Reminders and next steps

- apply ASAP. You must apply by 30 June
- Think about document/s to use to confirm residency
- To apply for the EU Settlement Scheme:
<https://www.gov.uk/settled-status-eu-citizens-families/what-youll-need-to-apply>
- Further Oxford information on Brexit:
<http://www.ox.ac.uk/students/oxford-and-the-eu>
- 'Free Movement' Guide to applying [How to apply for "settled status" for EU citizens | Free Movement](#) and Six VFAQs [Six very frequently asked questions about the EU Settlement Scheme | Free Movement](#)
- [the EU citizens's FAQ | the3million](#) includes continuous residence calculator

Any questions?

student.immigration@admin.ox.ac.uk